

Scaled data based on original data using
LM-79-08 Approved Method: Electrical and Photometric Measurements of Solid-
State Lighting Products

Test Report Prepared for
Cooper Lighting Solutions
(formerly Eaton)

Brand: McGRAW-EDISON

Report Number: P228761

Luminaire Tested: **ISS-AF-1000-LED-E1-RW-8030**

Issue Date: 3/3/2020

Test Information

Test Method: LM-79-08
Report Number: P228761
TEST IS SCALED FROM IESNA LM-79-08 TEST DATA (P29765)
Test Lab: INNOVATION CENTER-P2
Issue Date: 3/3/2020
Manufacturer: COOPER LIGHTING SOLUTIONS (FORMERLY EATON)
Product Line: MCGRAW-EDISON
Catalog Number: ISS-AF-1000-LED-E1-RW-8030
Description: IMPACT ELITE LED QUATER SPHERE LUMINAIRE
LIGHT SQUARE WITH ACCULED OPTICS-RECTANGULAR WIDE TYPE I
Light Source: (16) 3000K CCT, 80 CRI LEDs
Ballast/Driver: ELECTRONIC DRIVER

Summary

Lumens per Lamp: N/A
Luminaire Lumens: 4706 lumens
Efficiency: N/A
Efficacy: 86.2 lumens/watt
Luminous Opening: Rectangular (W 0.5' x L: 0.5' x H: 0')
IES Classification: Type II - Medium - Full Cutoff
BUG Rating: B2 - U0 - G2

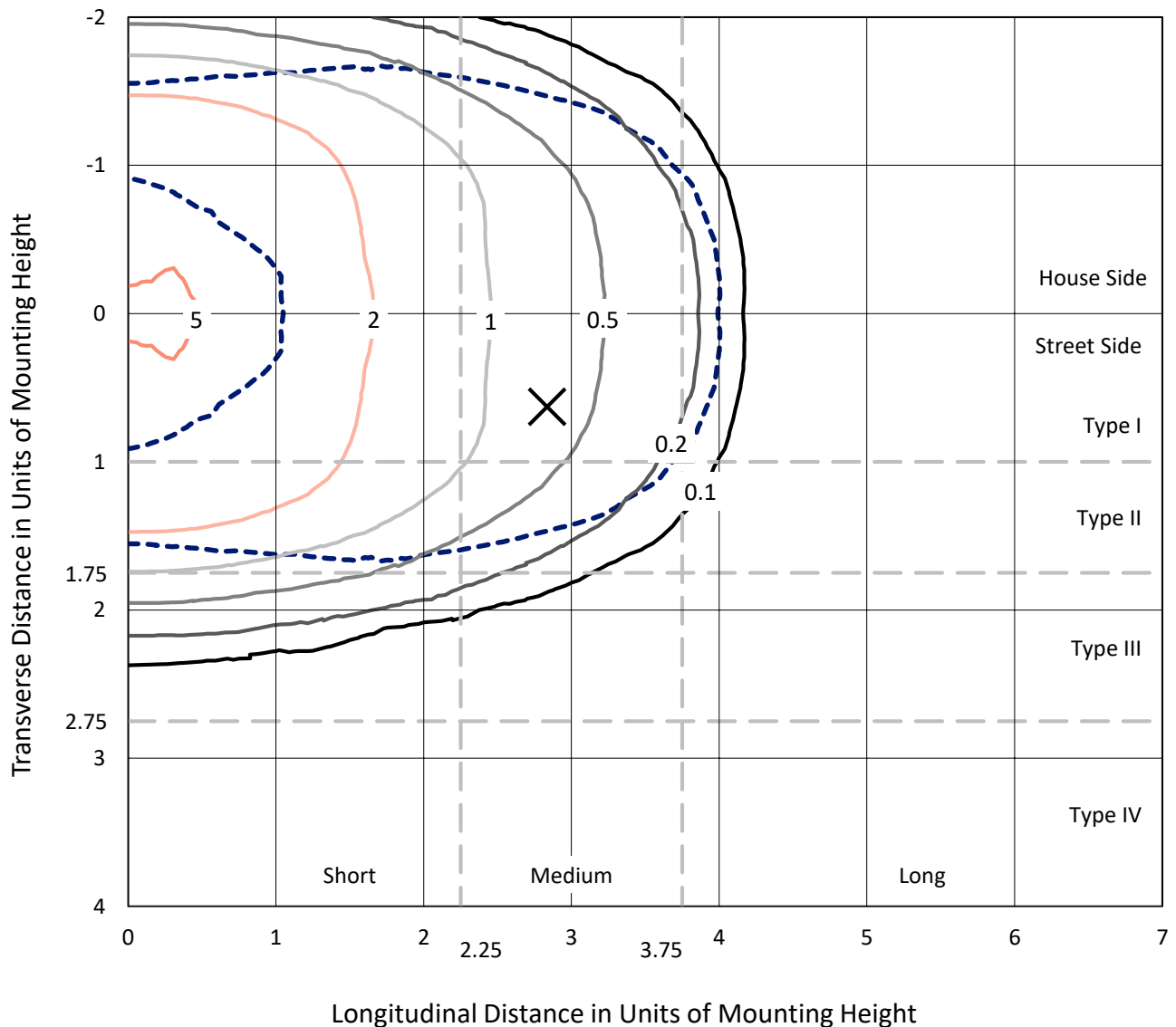
Input Watts (W): 54.6
Input Voltage (V): 120
Input Current (Ain): NR
Voltage Rise (V): NR
Power Factor: NR
Total Harmonic Distortion (THDi): NR
Frequency (hertz): 60
Stabilization Time: NR
Operation Time: NR
Ambient Temperature (°C): NR
Test Distance: 25 FT



REPORT NUMBER: P228761
 CATALOG NUMBER: ISS-AF-1000-LED-E1-RW-8030

Iso-Footcandle Lines of Horizontal Illumination

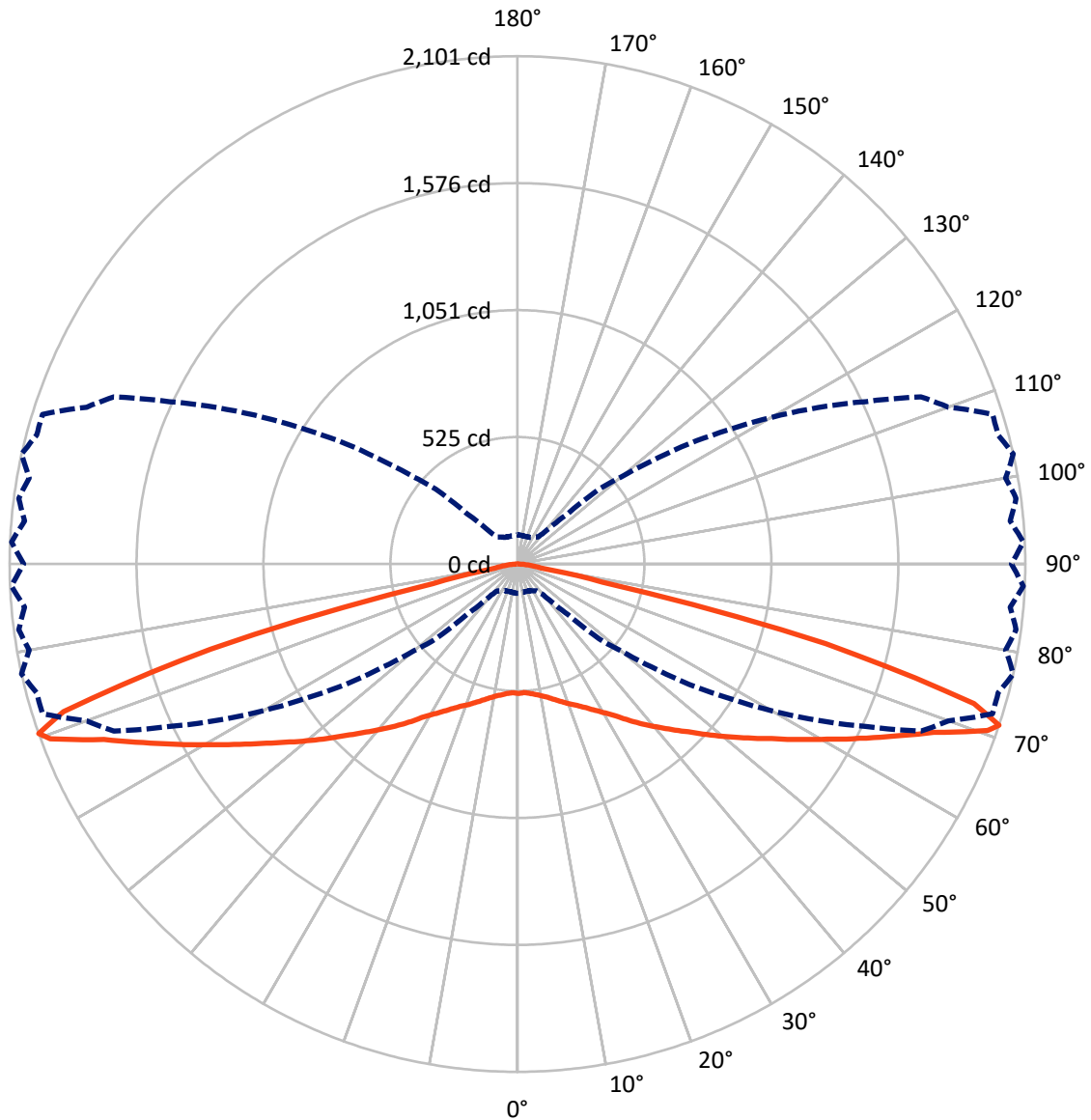
× Max cd
 - - - 1/2 Max cd



Based on 10 foot mounting height. Maximum calculated value = 5.5 fc
 Type II - Medium - Full Cutoff

REPORT NUMBER: P228761
CATALOG NUMBER: ISS-AF-1000-LED-E1-RW-8030

Luminous Intensity Polar Plot



— Vertical Plane Through 77.5-Deg Lateral - - - Horizontal Cone Through 71-Deg Vertical

REPORT NUMBER: P228761

CATALOG NUMBER: ISS-AF-1000-LED-E1-RW-8030

FLUX DISTRIBUTION:

		Downward	Upward	Total
House Side	Lumens	2353.0	0.0	2353.0
	% Fixture	50.0	0.0	50.0
Street Side	Lumens	2353.0	0.0	2353.0
	% Fixture	50.0	0.0	50.0
Total	Lumens	4706.0	0.0	4706.0
	% Fixture	100.0	0.0	100.0

Coefficient of Utilization

ZONAL LUMENS:

Zone	Lumens	% Fixture
0°-10°	51.8	1.1
10°-20°	161.8	3.4
20°-30°	302.7	6.4
30°-40°	526.9	11.2
40°-50°	859.7	18.3
50°-60°	1186.4	25.2
60°-70°	1125.4	23.9
70°-80°	463.3	9.8
80°-90°	28.0	0.6
90°-100°	0.0	0.0
100°-110°	0.0	0.0
110°-120°	0.0	0.0
120°-130°	0.0	0.0
130°-140°	0.0	0.0
140°-150°	0.0	0.0
150°-160°	0.0	0.0
160°-170°	0.0	0.0
170°-180°	0.0	0.0
0°-90°	4706.0	100.0
0°-180°	4706.0	100.0



REPORT NUMBER: P228761

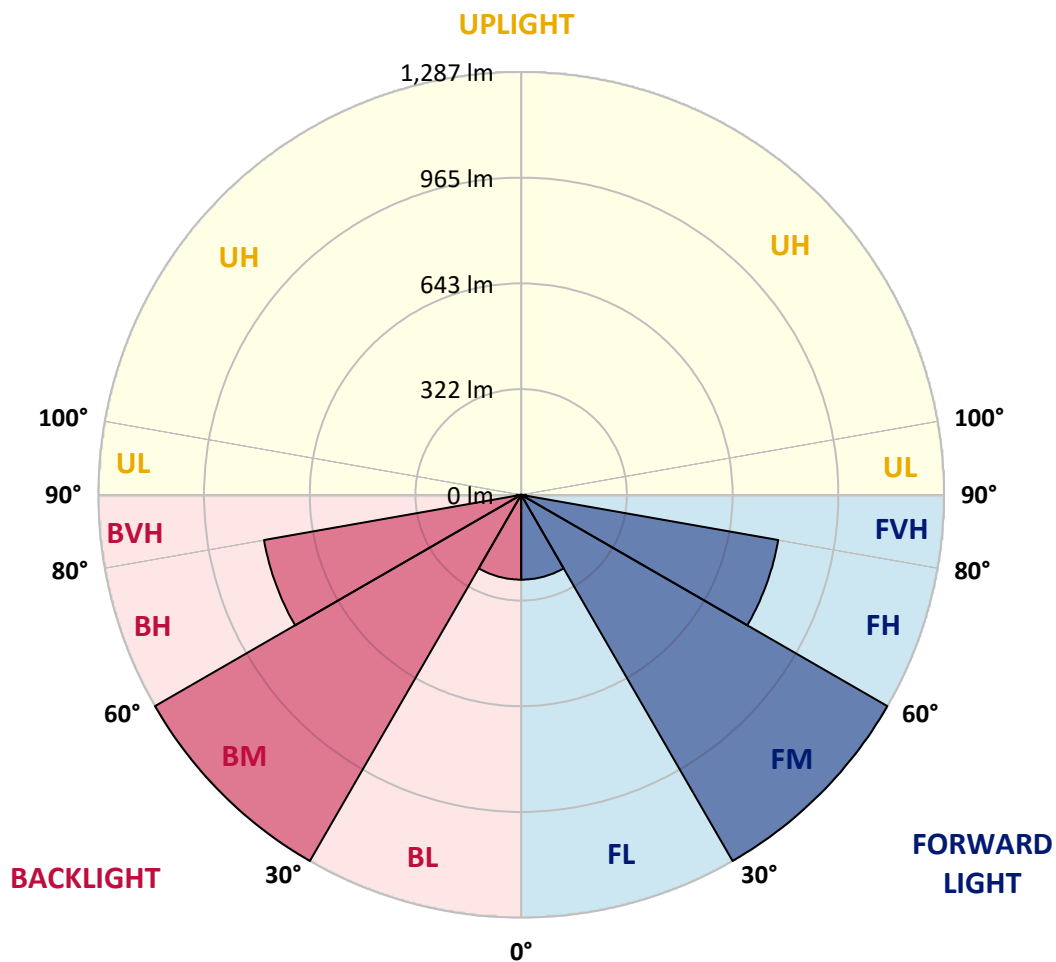
CATALOG NUMBER: ISS-AF-1000-LED-E1-RW-8030

LUMINAIRE CLASSIFICATION SYSTEM LUMEN TABLE AND BUG RATING:

Zone		Lumens	% Fixture	Zone Rating/Lumen Limit		
				B	U	G
FL	(0°-30°)	258.1	5.5			
FM	(30°-60°)	1286.5	27.3			
FH	(60°-80°)	794.3	16.9			G1/1800
FVH	(80°-90°)	14.0	0.3			G1/100
BL	(0°-30°)	258.1	5.5	B1/500		
BM	(30°-60°)	1286.5	27.3	B2/2500		
BH	(60°-80°)	794.3	16.9	B2/1000		G2/1000
BVH	(80°-90°)	14.0	0.3			G1/100
UL	(90°-100°)	0.0	0.0		U0/0	
UH	(100°-180°)	0.0	0.0		U0/0	

BUG Rating: B2-U0-G2

Type II Medium





REPORT NUMBER: P228761

CATALOG NUMBER: ISS-AF-1000-LED-E1-RW-8030

CANDELA DISTRIBUTION (FULL):

	0°	5°	15°	25°	35°	37.5°	40°	42.5°	45°	47.5°	50°
0°	535.9	535.9	535.9	535.9	535.9	535.9	535.9	535.9	535.9	535.9	535.9
2.5°	534.3	532.7	534.3	534.3	535.9	535.9	535.9	535.9	534.3	537.4	537.4
5°	534.3	534.3	535.9	535.9	539.0	542.1	537.4	539.0	540.5	539.0	542.1
7.5°	534.3	534.3	534.3	537.4	542.1	545.2	542.1	543.7	546.8	546.8	549.9
10°	529.6	528.1	531.2	537.4	545.2	549.9	548.3	554.6	553.0	554.6	557.7
12.5°	521.8	521.8	528.1	537.4	551.4	554.6	556.1	559.2	563.9	562.3	567.0
15°	523.4	525.0	531.2	543.7	560.8	563.9	565.5	565.5	573.2	570.1	579.5
17.5°	534.3	535.9	542.1	554.6	574.8	574.8	576.4	579.5	590.4	584.2	596.6
20°	551.4	553.0	559.2	573.2	591.9	590.4	593.5	596.6	610.6	604.4	616.9
22.5°	571.7	574.8	582.6	598.2	618.4	609.1	615.3	621.5	635.6	624.7	641.8
25°	599.7	604.4	612.2	629.3	651.1	640.2	646.5	651.1	666.7	651.1	668.3
27.5°	640.2	643.3	649.6	668.3	687.0	679.2	682.3	685.4	704.1	687.0	705.7
30°	688.5	693.2	699.4	716.6	735.3	722.8	729.0	732.1	747.7	730.6	746.2
32.5°	749.3	753.9	761.7	777.3	792.9	774.2	775.8	780.4	796.0	778.9	796.0
35°	820.9	824.0	834.9	853.6	864.5	834.9	836.5	836.5	856.8	833.4	852.1
37.5°	895.7	898.8	911.3	930.0	942.4	909.7	909.7	911.3	930.0	903.5	920.6
40°	973.6	982.9	997.0	1015.6	1025.0	987.6	990.7	989.2	1011.0	979.8	997.0
42.5°	1051.5	1059.3	1079.5	1101.3	1112.2	1074.8	1076.4	1071.7	1093.5	1060.8	1074.8
45°	1118.5	1124.7	1149.6	1180.8	1197.9	1159.0	1159.0	1159.0	1180.8	1140.3	1157.4
47.5°	1173.0	1177.6	1204.1	1249.3	1277.3	1238.4	1241.5	1235.3	1268.0	1218.1	1241.5
50°	1211.9	1213.5	1247.7	1299.2	1347.4	1311.6	1316.3	1319.4	1350.6	1306.9	1327.2
52.5°	1224.4	1227.5	1266.4	1328.7	1398.8	1375.5	1392.6	1398.8	1426.9	1380.2	1408.2
55°	1180.8	1188.6	1247.7	1339.7	1434.7	1426.9	1447.1	1459.6	1495.4	1456.5	1486.1
57.5°	1034.3	1043.7	1126.2	1277.3	1442.5	1454.9	1483.0	1503.2	1554.6	1531.3	1564.0
60°	825.6	833.4	917.5	1099.8	1344.3	1420.7	1484.5	1542.2	1595.1	1599.8	1641.9
62.5°	567.0	577.9	658.9	833.4	1130.9	1232.2	1324.1	1419.1	1507.9	1615.4	1669.9
65°	277.3	283.5	352.0	520.3	830.3	959.6	1067.0	1201.0	1283.6	1437.8	1526.6
67.5°	152.7	152.7	163.6	216.5	444.0	571.7	687.0	855.2	939.3	1129.4	1243.1
70°	127.7	127.7	124.6	132.4	168.2	199.4	258.6	355.2	472.0	663.6	766.4
71°	121.5	119.9	118.4	121.5	135.5	141.8	166.7	218.1	296.0	458.0	559.2
72.5°	113.7	110.6	105.9	107.5	115.3	115.3	119.9	127.7	157.3	215.0	288.2
75°	98.1	95.0	90.3	90.3	91.9	93.5	95.0	98.1	99.7	102.8	115.3
77.5°	81.0	77.9	73.2	73.2	71.7	73.2	76.3	77.9	74.8	81.0	82.6
80°	62.3	57.6	56.1	56.1	54.5	53.0	53.0	53.0	54.5	57.6	59.2
82.5°	38.9	35.8	37.4	35.8	34.3	34.3	34.3	34.3	35.8	35.8	38.9
85°	18.7	18.7	20.3	18.7	15.6	15.6	14.0	12.5	14.0	12.5	15.6
87.5°	0.0	0.0	0.0	0.0	0.0	0.0	0.0	0.0	0.0	0.0	1.6
90°	0.0	0.0	0.0	0.0	0.0	0.0	0.0	0.0	0.0	0.0	0.0



REPORT NUMBER: P228761

CATALOG NUMBER: ISS-AF-1000-LED-E1-RW-8030

CANDELA DISTRIBUTION (continued):

	52.5°	55°	57.5°	60°	62.5°	65°	67.5°	70°	72.5°	75°	77.5°
0°	535.9	535.9	535.9	535.9	535.9	535.9	535.9	535.9	535.9	535.9	535.9
2.5°	532.7	535.9	534.3	535.9	532.7	535.9	531.2	535.9	534.3	535.9	532.7
5°	537.4	542.1	537.4	543.7	537.4	543.7	537.4	543.7	539.0	543.7	537.4
7.5°	542.1	551.4	545.2	553.0	545.2	554.6	545.2	554.6	548.3	556.1	545.2
10°	551.4	562.3	553.0	562.3	553.0	563.9	553.0	565.5	556.1	568.6	554.6
12.5°	559.2	571.7	562.3	574.8	560.8	577.9	563.9	582.6	567.0	585.7	567.0
15°	570.1	585.7	576.4	590.4	576.4	595.1	577.9	599.7	582.6	602.8	582.6
17.5°	585.7	602.8	590.4	607.5	591.9	612.2	593.5	616.9	599.7	620.0	599.7
20°	607.5	621.5	609.1	627.8	610.6	629.3	613.7	632.4	618.4	637.1	618.4
22.5°	632.4	644.9	635.6	646.5	630.9	646.5	630.9	646.5	635.6	651.1	635.6
25°	660.5	669.8	658.9	669.8	655.8	668.3	654.2	666.7	655.8	669.8	658.9
27.5°	697.9	702.5	690.1	699.4	682.3	694.8	679.2	691.6	680.7	693.2	685.4
30°	738.4	743.0	730.6	736.8	718.1	725.9	708.8	719.7	710.3	719.7	715.0
32.5°	783.5	789.8	775.8	778.9	763.3	764.8	750.8	755.5	747.7	750.8	749.3
35°	834.9	842.7	827.2	831.8	814.7	814.7	802.2	800.7	797.6	794.4	794.4
37.5°	900.4	903.5	891.0	891.0	870.8	870.8	855.2	855.2	849.0	842.7	839.6
40°	972.0	973.6	953.3	951.8	931.5	931.5	914.4	909.7	898.8	891.0	886.4
42.5°	1048.4	1046.8	1017.2	1020.3	990.7	992.3	970.5	965.8	954.9	945.5	936.2
45°	1126.2	1120.0	1090.4	1088.9	1054.6	1056.1	1029.7	1026.5	1011.0	1001.6	990.7
47.5°	1205.7	1202.6	1169.9	1162.1	1126.2	1124.7	1090.4	1090.4	1074.8	1065.5	1054.6
50°	1288.2	1286.7	1249.3	1244.6	1207.2	1201.0	1160.5	1160.5	1141.8	1138.7	1123.1
52.5°	1378.6	1372.4	1331.9	1330.3	1294.5	1289.8	1246.2	1243.1	1215.0	1213.5	1196.3
55°	1467.4	1456.5	1430.0	1417.5	1381.7	1380.2	1341.2	1333.4	1297.6	1297.6	1275.8
57.5°	1548.4	1539.0	1517.2	1506.3	1472.1	1467.4	1425.3	1425.3	1394.2	1392.6	1369.3
60°	1632.5	1635.6	1612.3	1607.6	1574.9	1573.3	1531.3	1531.3	1500.1	1498.5	1472.1
62.5°	1704.2	1735.3	1726.0	1729.1	1701.0	1696.4	1654.3	1651.2	1615.4	1610.7	1588.9
65°	1634.1	1743.1	1813.2	1859.9	1856.8	1855.3	1814.8	1808.5	1763.4	1750.9	1715.1
67.5°	1372.4	1514.1	1641.9	1782.1	1884.9	1962.7	1986.1	1976.8	1937.8	1902.0	1858.4
70°	919.1	1082.6	1244.6	1419.1	1595.1	1766.5	1942.5	2018.8	2099.8	2071.8	2064.0
71°	699.4	867.7	1029.7	1213.5	1400.4	1590.4	1807.0	1897.3	2060.9	2059.3	2101.4
72.5°	394.1	543.7	716.6	877.0	1053.0	1249.3	1472.1	1571.8	1807.0	1853.7	1975.2
75°	126.2	172.9	229.0	361.4	470.4	649.6	814.7	914.4	1070.2	1148.1	1317.8
77.5°	84.1	93.5	96.6	112.2	126.2	179.1	243.0	297.5	327.1	342.7	359.8
80°	60.8	65.4	68.5	76.3	77.9	87.2	87.2	96.6	95.0	101.3	96.6
82.5°	38.9	43.6	45.2	48.3	49.8	56.1	59.2	65.4	65.4	68.5	67.0
85°	18.7	21.8	21.8	24.9	24.9	29.6	29.6	34.3	34.3	38.9	37.4
87.5°	1.6	1.6	1.6	3.1	3.1	3.1	4.7	6.2	6.2	6.2	6.2
90°	0.0	0.0	0.0	0.0	0.0	0.0	0.0	0.0	0.0	0.0	0.0



REPORT NUMBER: P228761

CATALOG NUMBER: ISS-AF-1000-LED-E1-RW-8030

CANDELA DISTRIBUTION (continued):

	80°	82.5°	85°	87.5°	90°
0°	535.9	535.9	535.9	535.9	535.9
2.5°	537.4	535.9	537.4	534.3	537.4
5°	545.2	539.0	546.8	539.0	546.8
7.5°	557.7	549.9	559.2	546.8	557.7
10°	568.6	557.7	570.1	557.7	568.6
12.5°	587.3	570.1	590.4	570.1	590.4
15°	606.0	585.7	610.6	588.8	609.1
17.5°	623.1	604.4	627.8	606.0	626.2
20°	638.7	621.5	641.8	620.0	641.8
22.5°	654.2	643.3	658.9	643.3	658.9
25°	674.5	666.7	677.6	666.7	677.6
27.5°	697.9	694.8	701.0	693.2	702.5
30°	724.3	725.9	727.5	725.9	729.0
32.5°	757.1	764.8	761.7	761.7	761.7
35°	802.2	816.3	806.9	810.0	808.5
37.5°	844.3	864.5	852.1	856.8	853.6
40°	891.0	905.0	901.9	901.9	898.8
42.5°	942.4	959.6	954.9	956.5	953.3
45°	998.5	1014.1	1007.9	1006.3	1007.9
47.5°	1062.4	1079.5	1071.7	1070.2	1071.7
50°	1129.4	1149.6	1143.4	1140.3	1143.4
52.5°	1202.6	1227.5	1224.4	1221.3	1225.9
55°	1288.2	1311.6	1308.5	1311.6	1313.2
57.5°	1373.9	1400.4	1394.2	1402.0	1405.1
60°	1481.4	1497.0	1498.5	1500.1	1501.7
62.5°	1590.4	1596.7	1601.4	1606.0	1607.6
65°	1716.6	1718.2	1721.3	1716.6	1721.3
67.5°	1838.1	1827.2	1825.7	1830.3	1833.5
70°	2026.6	2026.6	2011.0	2032.8	2014.2
71°	2051.5	2081.1	2046.9	2095.2	2043.8
72.5°	1930.0	1984.6	1945.6	1989.2	1937.8
75°	1342.8	1468.9	1467.4	1529.7	1479.8
77.5°	372.3	348.9	372.3	320.9	306.9
80°	101.3	91.9	99.7	84.1	95.0
82.5°	67.0	57.6	56.1	45.2	48.3
85°	38.9	29.6	29.6	23.4	24.9
87.5°	6.2	1.6	6.2	3.1	4.7
90°	0.0	0.0	0.0	0.0	0.0

(END OF REPORT)